

# Grow More Faculty of Degree & Diploma Engineering



॥ केळवणीनो कबीर वड ॥

***Mechanical Department***

***The Activity Report on***

***“QUIZ COMPETITION”***

***(3<sup>rd</sup> April, 2021)***

**Quiz Competition**

**GROW MORE FOUNDATION**

॥ केळवणीनो कबीर वड ॥

**“Unlocking knowledge at the speed of thought”**

**Date:03/04/2021**  
**Time:10:00 AM**  
**Venue:Online**

**Mechanical Department**

To reinvent the education system and give students a break from traditional classroom learning, there is a dire need to revive the quiz culture in schools and colleges. And technology can act as a facilitator by bringing innovation to quizzes and ensuring active participation among students. Besides the obvious academic benefits of expanding a student's knowledge and exploring new skills at an early age, quizzes redefine the education system in significant ways.

With a view of above mention aspects of quiz culture, the **Mechanical Department of GMFE & GMFDE** have conducted quiz competition on general studies and current affairs in technology and science. The activity was coordinated by **Prof. Maulik Nagarchi** and **Prof. Ojer Khushkiwala** under the guidance of **Prof. Bharat D. Suthar (Principal-GMFE & GMFDE)**. Due to COVID 19 pandemic the whole programme was conducted on online mode. Around 76 students have participated in this competition from GMFE/GMFDE.

Certificates have provided to all participants and price has also given to the winners who get rank from 1 to 3 from GMFE & GMFDE.

**Winners from GMFE are:** 1. Vandit Suthar, 8<sup>th</sup> semester. 2. Bariwala Sanib, 8<sup>th</sup> semester. 3. Parth Joshi. 6<sup>th</sup> semester.

**Winners from GMFDE are:** 1. Badang Bhavdipsinh, 6<sup>th</sup> semester. 2. Vasava Kalpeshbhai, 1<sup>st</sup> semester. 3. Jayesh Patil, 4<sup>th</sup> semester.

All in all the whole activity went successful and fruit-full for all faculties and students and the oral feedback from the students were taken and response was very good.

Participation certification provided to student after event.



## Online Event analysis by graph & chart

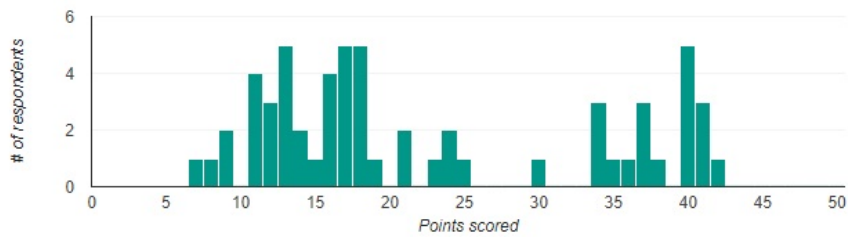
### Insights

**Average**  
22.61 / 50 points

**Median**  
18 / 50 points

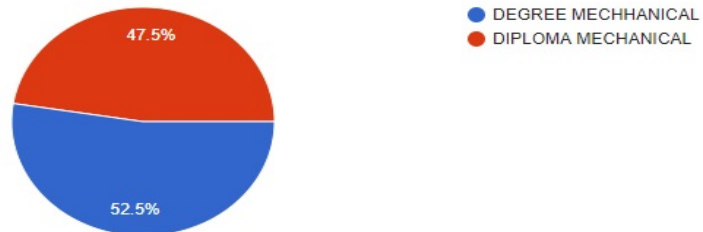
**Range**  
7 - 42 points

Total points distribution



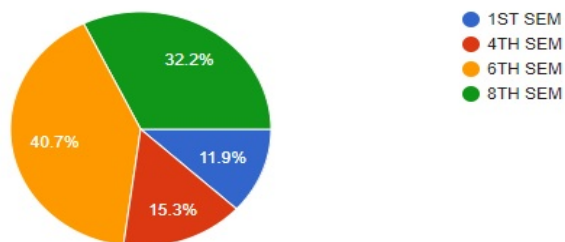
### STUDENT OF

59 responses



### Semester

59 responses



**Thank You!**